

## SAFETY KNIFE CUTX BASIC X4040 LUCKYCUT



### All-purpose cutter with suspension


An all-rounder for branch offices, warehouses, office and handicrafts with large opening in the screw at the end of the handle for hanging. The CUTX BASIC X4040 LuckyCut is suitable for cuts in all conventional packaging. Due to its low weight it is also easy on your wrist when used frequently. The short blade protects the goods in the packaging. Automatic blade withdrawal. Disposable cutter: no blade change - no risk of injury! For right- and left-handed users.

### Security certificate

GS certificate: Nr. 187282 - 7551 - 13737 - 2023  
Date of issue: 19.10.2023  
applies to: Art. 3010157  
Art. 3010128



### Dimensions & Details

Variations:	Art. 3010157, grey-black Art. 3010128, detect blue Art. 3010100, white-black other colours on request
Packing unit:	Individual packaging
Dimensions (L x B x H):	114 x 26 x 9 mm
Product weight:	19 g
Cutting depth:	9,5 mm
Base material:	plastic
Security level:	1  automatic blade retraction
EAN-Code Art. 3010157:	4251946400348
EAN-Code Art. 3010128:	4251946400294
EAN-Code Art. 3010100:	4251946400225
Customs tariff number:	82119300

### extremely sharp, extremely light, extremely lucky

The CUTX BASIC X4040 LuckyCut convinces with its pointed, sharp blade, which hardly any packaging material can withstand. The light weight spares your wrists with frequent use and the handling is so pleasant that the CUTX BASIC X4040 LuckyCut becomes your best friend.

### Well kept

Would you like to have your CUTX BASIC X4040 LuckyCut at hand in a fixed place? A cord (max. 6 mm diameter) can be pulled through the screw at the end of the handle. This allows you to hang the CUTX BASIC X4040 LuckyCut anywhere. Or you just hang it right on a nail. Of course, you can always carry it with you in your jacket or shirt.

### Sustainable

We want to do our bit: CUTX safety knives are made in Solingen / Germany from up to 80% recyclable plastic. We use sustainable energy for production and assembly, including from our own solar power system.

Our extensive experience in knife production also guarantees consistently high quality and durability.

You can also do your bit: we take back old cutting tools and recycle them properly. Please contact us: mail@cutx.info

### Printing and special colours possible

Our items are also available in your favorite colours. In addition, they can be printed, so that you have here an excellent and individual advertising medium, which your customers will certainly take at hand again and again.

### Application Areas

With the CUTX safety knives, we provide you with a tool that supports you in your daily work and protects the goods in the packaging with its short blade.

Cutting of:  
Cardboard, paper, adhesive tape, strapping tape, foil  
For right- and left-handed people.



foil



Cardboard



strapping tape



adhesive tape



paper

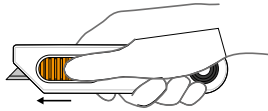
### blade change

Disposable cutter: no need to change blades - no risk of injury!

### Safe handling

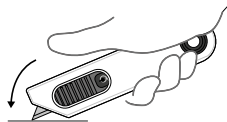
Push out the blade, position it, release the slider. The automatic blade retraction ensures that the blade slides back into the housing automatically as soon as the blade leaves the material being cut.

①



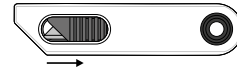
Slide out the blade

②



Fit the blade and  
release the blade holder

③



At the end of the cut, the blade  
holder springs back into the end  
position

### Safety instructions

Please read the instructions carefully and keep them to ensure prolonged and safe use of our cutting tools.

This product is only approved for manual cutting and must not be used for purposes other than those for which it is intended. Care must be taken to ensure correct handling and use.

Avoid injury: Only use cutting tools that are in good condition and have sharp, undamaged blades. Exercise caution when handling this product. Be sure to familiarise yourself with its handling and operation beforehand. The sharp blade can cause serious cuts. Do not hold the blade, do not place your other hand along the cutting path of the cutter and always cut past your body. Replace blunt blades quickly and dispose of them properly.

Tighten the cutter to avoid injury. Store the cutter in a safe place.

Keep the cutter clean and do not expose it unnecessarily to dust, dirt and moisture to ensure longevity.

**No liability is accepted for consequential damage.**

**Subject to technical changes and errors!**

**This product should not be used by children!**